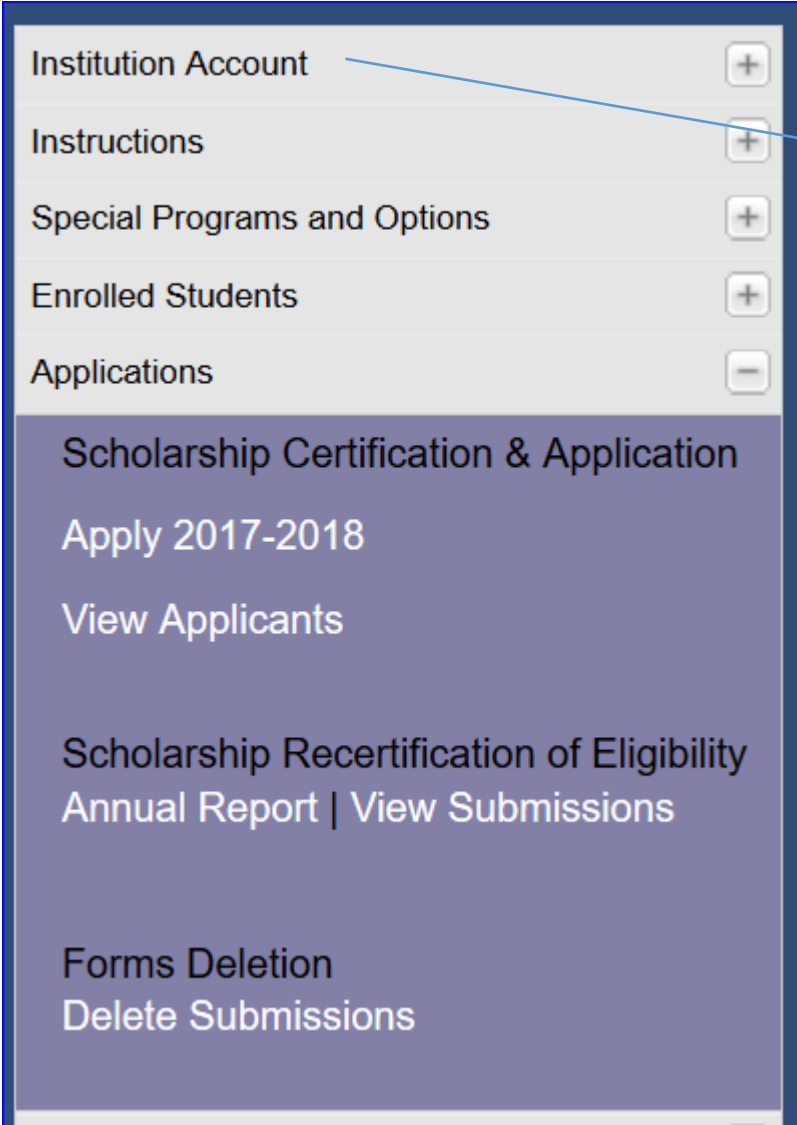
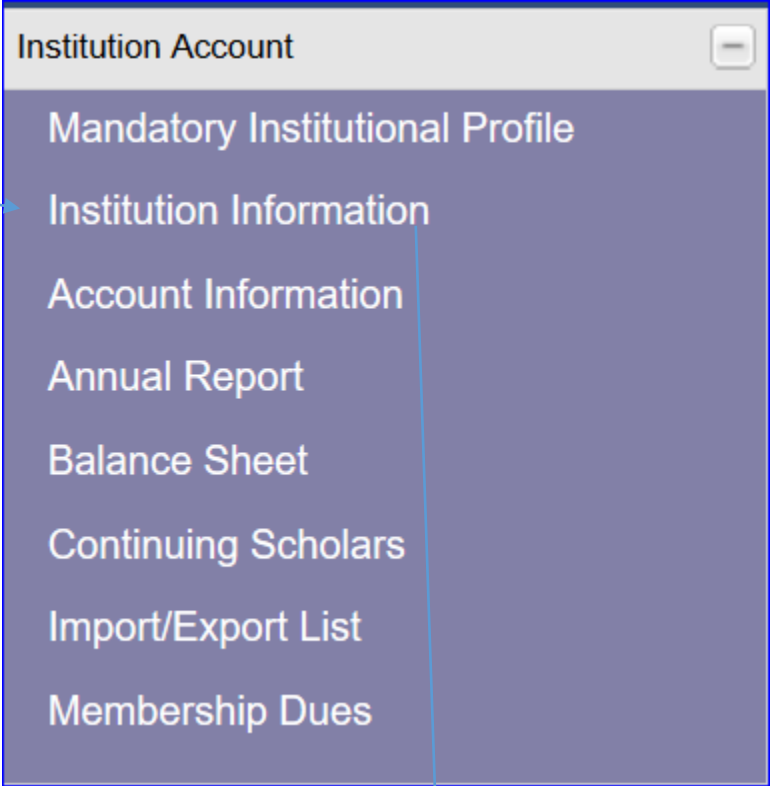



The TE-EZ application is now available if you do not want your families to complete the application on line please Log into your TELO portal ASAP and inside Institutional Information select Institution Information and answer NO to Accepting on line applications.



A screenshot of the TELO portal sidebar menu. The 'Institution Account' item is highlighted in a light grey color and has a blue arrow pointing to the 'Institution Information' option in the expanded view on the right. Other menu items include 'Instructions', 'Special Programs and Options', 'Enrolled Students', and 'Applications'. Below the main menu, there are sections for 'Scholarship Certification & Application' (with sub-items 'Apply 2017-2018' and 'View Applicants'), 'Scholarship Recertification of Eligibility' (with sub-item 'Annual Report | View Submissions'), and 'Forms Deletion' (with sub-item 'Delete Submissions').



A screenshot of the 'Institution Account' expanded view. The 'Institution Information' option is highlighted in a dark blue color and has a blue arrow pointing to the 'Accepting online applications?' question in the screenshot below. Other options in the list include 'Mandatory Institutional Profile', 'Account Information', 'Annual Report', 'Balance Sheet', 'Continuing Scholars', 'Import/Export List', and 'Membership Dues'.



A screenshot of the 'Accepting online applications?' question. The question is 'Accepting online applications?' and the 'No' radio button is selected. The 'Yes' radio button is unselected. The question is also present above, with 'Accepting new students?' and 'Yes' selected.

Accepting new students? Yes  No

Accepting online applications? Yes  No